

RESOLUTION NO. 20

RESOLUTION OF THE BOARD OF DIRECTORS OF THE MONTECITO GROUNDWATER BASIN GROUNDWATER SUSTAINABILITY AGENCY ADOPTING A BUDGET FOR FISCAL YEAR 2026

WHEREAS, the Montecito Groundwater Basin Groundwater Sustainability Agency (“Agency”) is organized and existing under and pursuant to the Sustainable Groundwater Management Act (“SGMA”) and was declared by the California Department of Water Resources (“DWR”) as the exclusive Groundwater Sustainability Agency for the Montecito Groundwater Basin (“Basin”) in late 2018; and

WHEREAS, the mission of the Agency is to ensure a reliable and sustainable groundwater supply for the community through effective basin management pursuant to the SGMA; and

WHEREAS, pursuant to the SGMA, the Agency developed a Groundwater Sustainability Plan (“GSP”) for the Basin [Water Code §10727]; and

WHEREAS, on May 19, 2023, following a public review and hearing process, the Agency Board of Directors (“Board”) adopted a GSP for the Basin and subsequently DWR approved the GSP on February 27, 2025 [Water Code §10727.8]; and

WHEREAS, the GSP includes and supports the Agency’s Sustainability Goal which is to prevent undesirable results and optimize long-term use of the groundwater basin for the benefit of all stakeholders [Water Code §10727.2 and Water Code §10727.4]; and

WHEREAS, the Agency undertook a *5-year Financial Plan and Fee Study*, which was prepared by Raftelis, an independent financial consultant, and subsequently the Agency adopted Resolution No. 4 adopting a schedule of Groundwater Sustainability Fees (Fee) in June 2020 for Fiscal Years (FY) 2021 through 2025; and

WHEREAS, Raftelis prepared an updated financial plan and fee model for FY 2026 which revealed that the continuation of the FY 2025 Fee for FY 2026 was projected to meet the Agency’s financial needs for its regulatory activities under SGMA, and subsequently the Agency adopted Resolution No. 19, a resolution continuing the Fee of \$120 per acre for FY 2026; and

WHEREAS, the Agency prepares and adopts an annual budget that provides a financial plan to assist with the implementation of its necessary programs, projects, and work plan for the fiscal year; and

WHEREAS, the Agency prepared a budget for Fiscal Year 2026 that estimates revenues and expenses from all sources required for operations; and

WHEREAS, the Fiscal Year 2026 budget is consistent with the June 2020 *5-year Financial Plan and Fee Study* and the updates thereto, and proposes a balanced budget which, if implemented, will ensure that the Agency’s revenue will be sufficient to fund all planned expenses and reserve fund balances; and

WHEREAS, the proposed Fiscal Year 2026 budget has been reviewed by the Board of Directors at a Budget Workshop held on February 26, 2025, and feedback received has been incorporated; and

WHEREAS, it has been determined to be in the best interest of the Agency to adopt the Fiscal Year 2026 budget for the continued sound financial operation of the Agency.

NOW THEREFORE BE IT RESOLVED by the Board of Directors of Montecito Groundwater Basin Groundwater Sustainability Agency as follows:

1. The certain documents referred to as the “Montecito Groundwater Basin Groundwater Sustainability Agency Fiscal Year 2026 Budget” and all schedules, exhibits, and policies contained therein which are incorporated herein by this reference and included as Attachment “A”, are hereby adopted as the annual budget of the Agency for the fiscal year beginning on July 1, 2025, and ending June 30, 2026.
2. That the amounts stated in the proposed budget shall become and thereafter be assigned to the departments, activities, and purposes stated therein and said monies are hereby authorized to be expended for the purposes and objects specific in said budget, subject to applicable California law, and the authority granted by the Agency Board concerning the authority of officers to execute contracts and instruments.

PASSED AND ADOPTED by the Board of Directors of the Montecito Groundwater Basin Groundwater Sustainability Agency this 27th day of May 2025 by the following roll call vote:

AYES: Coates, Hayman, Plough, Wicks

NOES:

ABSENT: Goebel

ABSTAIN:

APPROVED:



Tobe Plough, Board President

ATTEST:



Nicholas Turner, Board Secretary

ATTACHMENT "A"
TO
RESOLUTION NO. 20
FISCAL YEAR 2026 BUDGET

**MONTECITO
GROUNDWATER
BASIN
GROUNDWATER
SUSTAINABILITY
AGENCY**



**FISCAL YEAR 2026
BUDGET**

ADOPTED MAY 27, 2025

MISSION STATEMENT

"The Montecito Groundwater Basin Groundwater Sustainability Agency's mission is to ensure a reliable and sustainable groundwater supply for the community through effective basin management pursuant to the Sustainable Groundwater Management Act."



MONTECITO GROUNDWATER BASIN
GROUNDWATER SUSTAINABILITY AGENCY

Board of Directors

Tobe Plough, President

Floyd Wicks, Vice President

Ken Coates

Brian Goebel

Cori Hayman

This budget was prepared under the direction of:

General Manager/Board Secretary

Nicholas Turner

Staff Contributors

Adam Kanold, Assistant General Manager / Engineering Manager

Nicholas Kunstek, Groundwater Specialist

Ray Willefert, Financial Analyst

RESOLUTION 20

RESOLUTION NO. 20

RESOLUTION OF THE BOARD OF DIRECTORS OF THE MONTECITO GROUNDWATER BASIN GROUNDWATER SUSTAINABILITY AGENCY ADOPTING A BUDGET FOR FISCAL YEAR 2026

WHEREAS, the Montecito Groundwater Basin Groundwater Sustainability Agency (“Agency”) is organized and existing under and pursuant to the Sustainable Groundwater Management Act (“SGMA”) and was declared by the California Department of Water Resources (“DWR”) as the exclusive Groundwater Sustainability Agency for the Montecito Groundwater Basin (“Basin”) in late 2018; and

WHEREAS, the mission of the Agency is to ensure a reliable and sustainable groundwater supply for the community through effective basin management pursuant to the SGMA; and

WHEREAS, pursuant to the SGMA, the Agency developed a Groundwater Sustainability Plan (“GSP”) for the Basin [Water Code §10727]; and

WHEREAS, on May 19, 2023, following a public review and hearing process, the Agency Board of Directors (“Board”) adopted a GSP for the Basin and subsequently DWR approved the GSP on February 27, 2025 [Water Code §10727.8]; and

WHEREAS, the GSP includes and supports the Agency’s Sustainability Goal which is to prevent undesirable results and optimize long-term use of the groundwater basin for the benefit of all stakeholders [Water Code §10727.2 and Water Code §10727.4]; and

WHEREAS, the Agency undertook a *5-year Financial Plan and Fee Study*, which was prepared by Raftelis, an independent financial consultant, and subsequently the Agency adopted Resolution No. 4 adopting a schedule of Groundwater Sustainability Fees (Fee) in June 2020 for Fiscal Years (FY) 2021 through 2025; and

WHEREAS, Raftelis prepared an updated financial plan and fee model for FY 2026 which revealed that the continuation of the FY 2025 Fee for FY 2026 was projected to meet the Agency’s financial needs for its regulatory activities under SGMA, and subsequently the Agency adopted Resolution No. 19, a resolution continuing the Fee of \$120 per acre for FY 2026; and

WHEREAS, the Agency prepares and adopts an annual budget that provides a financial plan to assist with the implementation of its necessary programs, projects, and work plan for the fiscal year; and

WHEREAS, the Agency prepared a budget for Fiscal Year 2026 that estimates revenues and expenses from all sources required for operations; and

WHEREAS, the Fiscal Year 2026 budget is consistent with the June 2020 *5-year Financial Plan and Fee Study* and the updates thereto, and proposes a balanced budget which, if implemented, will ensure that the Agency’s revenue will be sufficient to fund all planned expenses and reserve fund balances; and

WHEREAS, the proposed Fiscal Year 2026 budget has been reviewed by the Board of Directors at a Budget Workshop held on February 26, 2025, and feedback received has been incorporated; and

WHEREAS, it has been determined to be in the best interest of the Agency to adopt the Fiscal Year 2026 budget for the continued sound financial operation of the Agency.

NOW THEREFORE BE IT RESOLVED by the Board of Directors of Montecito Groundwater Basin Groundwater Sustainability Agency as follows:

1. The certain documents referred to as the "Montecito Groundwater Basin Groundwater Sustainability Agency Fiscal Year 2026 Budget" and all schedules, exhibits, and policies contained therein which are incorporated herein by this reference and included as Attachment "A", are hereby adopted as the annual budget of the Agency for the fiscal year beginning on July 1, 2025, and ending June 30, 2026.
2. That the amounts stated in the proposed budget shall become and thereafter be assigned to the departments, activities, and purposes stated therein and said monies are hereby authorized to be expended for the purposes and objects specific in said budget, subject to applicable California law, and the authority granted by the Agency Board concerning the authority of officers to execute contracts and instruments.

PASSED AND ADOPTED by the Board of Directors of the Montecito Groundwater Basin Groundwater Sustainability Agency this 27th day of May 2025 by the following roll call vote:

AYES: Coates, Hayman, Plough, Wicks
NOES:
ABSENT: Goebel
ABSTAIN:

APPROVED:



Tobe Plough, Board President

ATTEST:



Nicholas Turner, Board Secretary

CONTENTS

Resolution 20	i
Introduction	1
Letter of Transmittal	2
Agency & Budget Overview	3
Agency and Budget Overview	4
History	4
Governance	5
Montecito Groundwater Basin	6
Groundwater Sustainability Plan	7
Financial Plan and GSA Fee	8
MWD Cost Responsibility.....	9
Reserve Fund.....	9
FY 2026 Budget	11
Understanding The Budget & Budget Process.....	12
Budget Amendments	13
Budgeting Basis	13
FY 2026 Budget Summary	15
Overview	17
Revenue	17
Expenses.....	19
Capital Contributions	24
Capital Expenditures	25
Reserves	25
Surplus/Deficit	25
Glossary.....	27

Tables and Figures

Figure 1: Montecito Groundwater Basin Boundary.....	6
Table 1: Schedule of Adopted Fees	8
Table 2: MWD Cost Responsibility.....	9
Table 3: Adopted Budget for Fiscal Year Ending June 30, 2025	16
Table 4: Revenues	17
Table 5: Staffing Allocation	19
Table 6: Operating Expenses.....	19
Table 7: Engineering Expenses.....	20
Table 8: Non-Operating Expenses.....	24
Table 9: FY 2026 Budget Summary Table	26

INTRODUCTION



LETTER OF TRANSMITTAL

To the Board of Directors and Stakeholders of the Montecito Groundwater Basin:

We are pleased to present the Fiscal Year 2026 (Fiscal Year Ending June 30, 2026) budget for the Montecito Groundwater Basin Groundwater Sustainability Agency (Agency). This budget was prepared by Agency Staff in collaboration with the Board of Directors. An extensive review and analysis were performed of the operational and capital needs of the Agency which supports the continued implementation of the Groundwater Sustainability Plan (GSP) and ongoing Basin management.

The budget serves as a policy document to guide management actions for Fiscal Year 2026. The budget provides sound financial management, efficient operations, achievable goals and objectives and transparent reporting.

The budget reflects the Agency's mission *to ensure a reliable and sustainable groundwater supply for the community through effective basin management pursuant to the Sustainable Groundwater Management Act.*

AGENCY & BUDGET OVERVIEW



AGENCY AND BUDGET OVERVIEW

HISTORY

The Sustainable Groundwater Management Act (“SGMA”) enacted in 2014 requires all high and medium priority non-adjudicated groundwater basins, as designated in Bulletin 118 issued by the California Department of Water Resources (“DWR”), to be managed by groundwater sustainability agencies and that such management be accomplished pursuant to groundwater sustainability plans (“GSP”). The requirements of the SGMA are set forth in Water Code Sections 10720-10737.8.

The Montecito Water District (MWD) adopted Resolution 2169 on July 24, 2018, thereby giving notice to the California Department of Water Resources (DWR) of its intention to become the Groundwater Sustainability Agency (GSA) for the Montecito Groundwater Basin (Basin) pursuant to the SGMA. In November 2018, the DWR declared MWD the exclusive GSA for the Basin.

In February 2019, the DWR finalized its groundwater basin reprioritization process designating the Basin as “medium” priority, thereby mandating compliance with the SGMA. The MWD formed Montecito Groundwater Basin Groundwater Sustainability Agency (Agency) on April 29, 2019, through the Board of Directors’ adoption of Resolution No. 1, a founding resolution of the Agency. Except for the sharing resources such as staffing and office space, as memorialized in Resolution No. 12, the Agency operates as a separate legal entity from MWD.

In accordance with the SGMA, the Agency shall reasonably and equitably manage the Basin to protect and enhance its health. The authorities of the Agency are granted pursuant to the SGMA legislation and advisory and decision-making responsibilities are vested in the Board of Directors (Board or Directors). The term “Director(s)” shall mean the elected and/or appointed representatives of MWD, who also serve as the Directors of the Agency. The Agency’s Board generally reserves unto itself the right to delegate by ordinance and resolution such powers as are appropriate and permissible by law.

The SGMA requires all groundwater basins designated as medium and high priority to be sustainably managed by a GSA by 2040, or 20 years after plan implementation. Between 2019 and 2023, the Agency developed the GSP for the Basin. After years of extensive data gathering, analysis, and modeling, the GSP concluded that the Basin is in relatively good health and that, as of May 2023, the Basin was not experiencing undesirable results as defined by the SGMA. The Basin remains in good health as of May 2025. The GSP revealed areas in which the Agency would benefit from additional information to gain an even better understanding of the Basin and to assist in its future monitoring and management.

Following a four-year process involving expert consultants and significant public involvement, the Agency adopted its GSP on May 19, 2023. The adopted GSP was subsequently submitted to DWR on June 22, 2023, for review. Immediately following adoption, the Agency began implementation of the GSP which focuses on additional data gathering, monitoring, and reporting. On February 27, 2025, the DWR approved the Agency's GSP, finding that the GSP satisfies the objectives of the SGMA and substantially complies with the GSP regulations. The approval by DWR also proposes recommended corrective actions to enhance the GSP and facilitate future evaluation by DWR.


Fiscal Year (FY) 2026 will be year three of GSP implementation.

GOVERNANCE

The Agency is governed by a five-member Board of Directors (Board) elected by the registered voters of MWD for terms of four years. The Board is responsible for setting Agency policy. Terms are staggered for continuity and begin and end in December of the applicable year.

Current Directors and their respective terms are as follows:

BOARD OF DIRECTORS



Charles T. Plough
President
2024-2028



Floyd Wicks
Vice President
2024-2028



Ken Coates
Director
2022-2026



Brian Goebel
Director
2022-2026



Cori Hayman
Director
2022-2026

MONTECITO GROUNDWATER BASIN

The Basin is located in the southern coastal portion of Santa Barbara County bounded to the north by the Santa Ynez Mountains coastal range, to the south by the Pacific Ocean, to the west by the City of Santa Barbara and to the east by the Carpinteria Valley. The Basin includes the unincorporated communities of Montecito and Summerland, a small portion of the Carpinteria Valley on its eastern boundary and a small portion of the City of Santa Barbara on its western boundary.

The Basin encompasses an area of about 6,145 acres or 9.6 square miles and is segmented into four hydrogeological storage units. These units are defined by regional faulting that transect the Basin.

Groundwater is relied upon primarily for residential use, with some commercial and agricultural uses. Available data suggests that there are approximately 400 public and private groundwater wells that pump from within the Basin boundary. Groundwater levels reached near historic low levels during the recent decade long drought (2012-2022), rebounded following the 2022/23 and 2023/2024 wet winters and are currently near average historical levels across a majority of the Basin.

The Basin, its storage units, and their relationship with MWD and neighboring public agencies' service areas are shown in Figure 1.

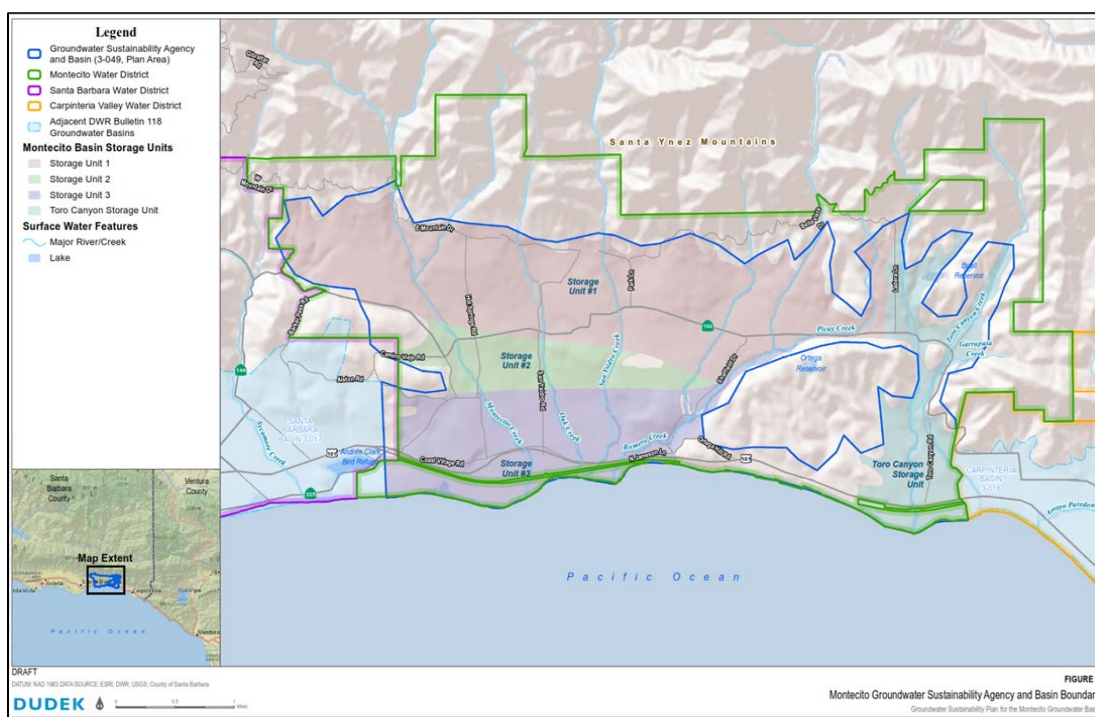


Figure 1: Montecito Groundwater Basin Boundary

GROUNDWATER SUSTAINABILITY PLAN

SGMA mandates high and medium priority basins be sustainably managed by 2042, or 20 years following GSP implementation. The Agency adopted the GSP for the Basin on May 19, 2023, and subsequently submitted it to DWR on June 22, 2023, for review and approval. This review was conducted by DWR and the GSP was subsequently approved on February 27, 2025. With GSP implementation beginning in 2023 following adoption, the Basin must achieve sustainability by 2043.

The development of the GSP for the Basin was an intensive four-year effort that resulted in a substantially enhanced understanding of the Basin. Consistent with the findings in the GSP, the Basin is not currently experiencing undesirable results as defined by SGMA.

The GSP's Sustainability Goal is to prevent undesirable results and optimize long-term use of the groundwater basin for the benefit of all stakeholders. This will be achieved through a collaborative, knowledge-based process informed by locally defined quantitative criteria, ongoing monitoring and modeling, and incremental, data-supported management actions as needed to prevent seawater intrusion and ensure sustainable groundwater levels, storage, and quality.

During the first five years of GSP implementation, the Agency focus is on knowledge acquisition, data gathering and analysis, and vigilant monitoring. Incremental management actions will be taken only if Sustainable Management Criteria (SMCs) demonstrate they are necessary. In FY 2026, which is year three of GSP implementation, the Agency's focus will be on data gathering and implementing monitoring projects and management actions which are not capital intensive.

SGMA defines sustainable groundwater management as "the management and use of groundwater in a manner that can be maintained during the planning and implementation horizon without causing undesirable results." Undesirable results are defined as any of the following:

- Chronic lowering of Groundwater levels
- Significant and unreasonable reduction in Groundwater Storage
- Significant and unreasonable degradation of water quality
- Land subsidence due to collapsing of aquifer pore space
- Seawater Intrusion
- Surface water depletions that have significant and unreasonable impacts on beneficial uses

FINANCIAL PLAN AND GSA FEE

In June 2020, the Agency adopted a Five-Year Financial Plan and Fee Study (Fee Study) that established groundwater basin fees for Fiscal Years (FY) 2021 to 2025 that fairly and reasonably recover operating, administrative, and regulatory costs from properties which overlie the Basin. The Fee Study, dated May 6, 2020, was prepared by Raftelis, an independent financial consultant, and sets forth the methodology for charging a basin fee, known as the Montecito GSA Groundwater Sustainability Fee (Fee).

The Fee is based on the total acreage of a parcel overlying the Basin. Individual charges are determined by multiplying the acreage overlying the Basin by the Fee. The adopted fees are shown in Table 2. Each fiscal year begins July 1 and ends June 30 of the following calendar year. All government property and property belonging to public agencies are excluded from the Fee.

Table 1: Schedule of Adopted Fees

	FY 2021	FY 2022	FY 2023	FY 2024	FY 2025	FY 2026
Fee (per acre over basin)	\$194.00*	\$194.00*	\$194.00*	\$120.00*	\$120.00*	\$120.00**

* Groundwater Sustainability Agency Fee adopted June 24, 2020, via Resolution No. 4

** Groundwater Sustainability Agency Fee continued via Resolution No. 19, adopted May 27, 2025

The Fee and its adoption comply with the requirements of the California Constitution and other applicable California law, including the SGMA.

The Fee is assessed annually by the Santa Barbara County Assessor's office Department of Audit on each parcel overlying the Basin and is submitted for collection to the County of Santa Barbara with the Agency receiving revenues twice per year typically in December and April.

In mid-FY 2025, the Agency engaged Raftelis to prepare an updated Five-Year Financial Plan and Fee model for FY 2026 through FY 2030. This analysis revealed that the continuation of the current Fee of \$120 per acre for FY 2026 is projected to meet the Agency's financial needs for its regulatory activities under SGMA, including the implementation of a GSP.

On May 27, 2025, the Board adopted Resolution No. 19 continuing the Groundwater Sustainability Fee of \$120 per acre for FY 2026. The fee will be calculated in the same manner as established in Agency Resolution No. 4, is based on the total acreage of a parcel overlying the Basin, and individual charges are determined by multiplying the acreage overlying the Basin by \$120 per acre.

MWD COST RESPONSIBILITY

As the public water purveyor supplying potable water to properties overlying the Basin, and benefiting from its groundwater extractions, MWD was determined responsible for a share of the Agency's operating, administrative, and regulatory costs based on its average annual groundwater extractions as a percentage of the estimated total groundwater pumped annually from the Basin. A 2016 Groundwater Basin Recharge Feasibility Study (Feasibility Study), prepared by Dudek estimated total groundwater pumped from the Basin at 2,422-acre feet per year (AFY) for 2017. Private pumping was estimated to be 2,001 AFY and MWD production records for the same period indicated 421 AFY.

As shown in Table 3, MWD's proportionate share of total groundwater extraction was determined to be 17.4%. Therefore, MWD is responsible for an equivalent percentage of all Agency costs, net of grant funding, if any. The cost responsibility is rounded to the nearest tenth of one percent.

Table 2: MWD Cost Responsibility

Pumper	Estimated Groundwater Extraction (AFY)	% Share
MWD	421	17.4%
Private	2,001	82.6%
Total	2,422	100%

The Agency's discussion with MWD in determining the cost share is specific to MWD's cost responsibility. The groundwater pumping estimates used to derive the cost responsibility do not imply a basis for determining MWD's prescriptive right to Basin water.

RESERVE FUND

In addition to the estimated operating expenses, the Agency has an established Reserve Fund. Water Code Sections 10730(a) and 10730.2(a)(1) explicitly authorize prudent cash reserves. Reasonable and achievable reserves are a financial tool to aid in cash flow timing and unforeseen financial outlays.

The Agency's latest Reserve Policy was adopted on May 6, 2025, for FY 2026 through Resolution No. 18. The Reserve Fund consists of an *Operating Reserve* and *Capital Reserve*, with a total reserve balance of \$500,000.

The *Operating Reserve* is comprised of cash reserves that are available to mitigate the impacts of operations related to the sustainable management of the Basin and debt service costs, if any. The Operating Reserve can be used to address unanticipated operations costs and routine cash flow needs. All unassigned funds are placed in the Operating Reserve. The targeted minimum balance for the Operating Reserve in FY 2026 is \$500,000. This reserve is designated to maintain working capital by smoothing cash flow fluctuations and is based on an amount sufficient to pay for approximately 270 days of normal operations of the Agency.

The *Capital Reserve* is comprised of cash used to fund the planning and/or construction of new capital assets and/or their replacement. Because no capital projects are budgeted for FY 2026, the balance for the Capital Reserve in FY 2026 is \$0.

The reserve targets are influenced by several factors, including the timing of expenses and infrequency in revenue disbursements to the Agency throughout the fiscal year.

A close-up photograph of a silver calculator, a black pen, and a document with a grid of numbers, likely a financial statement or ledger. The calculator is positioned in the upper left, showing buttons like 'AC', 'MRC', 'M', '9', '6', '3', '2', '1', '0', and mathematical symbols. The pen lies diagonally across the center. The document features a grid of numerical data, with some rows highlighted in light blue. The overall scene suggests a professional or financial context.

UNDERSTANDING THE BUDGET & BUDGET PROCESS

THE BUDGET

This budget is a foundational financial document that projects revenues and expenses including capital project expenditures, if any, for FY 2026. This FY 2026 budget covers the period beginning July 1, 2025, and ending June 30, 2026.

The purpose of the budget plan is to match resources with the needs of the Agency. The budget provides for the general operation of the Agency for a one-year period.

THE BUDGET PROCESS & SCHEDULE

The budget process for the Agency is designed to produce a document that is: a policy document providing the rationale for the budget; a communication tool effectively conveying how the budget supports implementing short and long-range goals and strategies; an operational guide representing the structure of operations and performance measures; and a long-term financial plan to guide the Agency's allocation of resources.

Throughout the budget development process, the Agency's General Manager works closely with department managers to ensure the budget includes the financial resources required to achieve the Agency's strategic goals and objectives.

The Board of Directors publicly reviews and adopts the annual budget typically in May of each year for the upcoming fiscal year. The budget is adopted by resolution. The Agency then monitors and reports budgeted information to the Board of Directors on a quarterly basis at regularly noticed public meetings.

The public meetings for development of the budget for FY 2026 are detailed below:

FEBRUARY 3, 2025: The Proposed FY 2026 Engineering Department Budget and underlying GSP projects were presented to the Agency's Strategic Planning Committee and committee feedback was incorporated. The Draft Budget was consequently developed based on the Agency's anticipated needs, consistent with the GSP.

February 18, 2025: The Draft Budget was presented to the Agency's Finance Committee, and committee feedback was incorporated.

February 26, 2025: A Budget Workshop with the Board was held. Following the workshop, Board input was incorporated.

April 29, 2025: The Final Draft Budget was presented to the Agency's Finance Committee, and committee feedback was incorporated.

MAY 27, 2025: The FY 2026 Budget was adopted via Resolution No. 20

All meetings of the Board of Directors of the Agency are open to the public and compliant with the Ralph M. Brown Act. Public participation in meetings of the Agency, including those held specifically for the development of this budget are encouraged. The public is notified of all public meetings in advance using the Agency's e-news list, its website and various regular publications including the local newspaper.

BUDGET AMENDMENTS

The Agency's Board may formally amend the budget after adoption.

Pursuant to the Agency's policy concerning the authorities of officers to execute contracts and instruments, the General Manager has authority to enter into contracts and agreements for budgeted studies and projects and expend funds up to \$200,000. Expenditures in excess of \$200,000 require the approval of the Board. The General Manager may make emergency purchases and contract for work in excess of \$200,000, but emergency purchases require advance concurrence of the Board President and subsequently must be ratified by the Board at its next regular meeting. The Board ratifies all Agency disbursements and changes in authorized positions at regular Board meetings.

BUDGETING BASIS

The Agency operates as a governmental fund and utilizes the accrual basis of accounting for budgeting and financial reporting in accordance with GAAP and GASB. Under the accrual basis of accounting, revenues are recognized in the period in which earned, and expenses in the period in which incurred. Additionally, the Agency also budgets for capital expenditures and debt service principal payments, if any. The Agency's accounting is managed by MWD using fund accounting. Each fund is a self-balancing set of accounts established to record the financial position and results pertaining to a specific activity or agency. Funds may be created to track activity for specific grants, projects, or reserves. Agency funds are not subject to appropriation.

FY 2026 BUDGET SUMMARY



Table 3: Adopted Budget for Fiscal Year Ending June 30, 2025

Groundwater Sustainability Agency ADOPTED BUDGET For Fiscal Year Ending June 30, 2026		FY 2025 ADOPTED BUDGET	FY 2025 YEAR END FORECAST	FY 2026 ADOPTED BUDGET	FAVORABLE (UNFAVORABLE)	% OF DRAFT VS FORECAST
REVENUE						
Groundwater Sustainability Fee		649,958	649,958	649,958	0	0%
MWD Fee Payment		139,501	139,504	136,916	(2,588)	-2%
Grant Funding		-	-	43,450	43,450	0%
Interest Revenue		22,500	22,500	24,000	1,500	6%
Other Income		-	72	-	(72)	n/a
Total Revenue		811,959	812,034	854,324	42,290	5%
OPERATING EXPENSES						
ADMINISTRATION		(272,093)	(250,193)	(292,374)	(42,182)	14%
ENGINEERING		(653,224)	(592,380)	(643,455)	(51,075)	8%
PUBLIC INFORMATION		(32,689)	(36,424)	(57,782)	(21,358)	37%
LEGAL		(40,000)	(34,006)	(32,500)	1,506	-5%
Total Operating Expenses		(998,006)	(913,003)	(1,026,111)	(113,109)	11%
Operating Income before depreciation		(186,047)	(100,969)	(171,787)	(70,819)	41%
Depreciation		(30,000)	(27,961)	(30,692)	(2,731)	
Operating Surplus/(Deficit)		(216,047)	(128,930)	(202,479)	(73,549)	36%
Total Non Operating Expenses		(12,490)	(9,553)	(9,160)	393	-4%
NET POSITION						
Change in net position before capital contributions		(228,537)	(138,483)	(211,639)	(73,156)	35%
Capital Grants & Other Reimbursements		-	-	43,825	43,825	0%
Total Capital Contributions		-	-	43,825	43,825	0%
Change in net position		(228,537)	(138,483)	(167,814)	(29,331)	17%
Total Revenues		811,959	812,034	898,149	86,115	10%
Total Expenditures		(1,040,496)	(950,517)	(1,065,963)	(115,446)	11%
Surplus / (Deficit) before Debt and Capital		(228,537)	(138,483)	(167,814)	(29,331)	17%
Net Position-Beginning		1,949,812	1,949,812	1,811,328	(138,483)	-8%
Net Position-End		1,721,275	1,811,328	1,643,514	(167,814)	-10%
Net Capital & equipment expenditures		-	-	(43,825)	(43,825)	0%
Total Outflows: Operating Expenses & Capital Expenditures		(1,040,496)	(950,517)	(1,109,788)	(159,271)	14%
Remove Non-cash activity						
Depreciation Expense		30,000	27,961	30,692	2,731	9%
Total Non-cash activity		30,000	27,961	30,692	2,731	9%
Total Outflows less Non-Cash activity		(1,010,496)	(922,556)	(1,079,096)	(156,540)	15%
Total Revenues		811,959	812,034	898,149	86,115	10%
Cash Impact before Net Transfers		(198,537)	(110,522)	(180,947)	(70,425)	39%
Reserve -From Reserve/(To Reserve)		198,537	110,522	180,947	70,425	39%
Net Fund Impact		0	0	0	0	

OVERVIEW

The FY 2026 budget anticipates \$854K in revenue, and \$1.03M in financial outlays. The spending plan reflects the expenses necessary to conduct Agency operations, and the third year of GSP implementation. GSP implementation, as outlined in the Agency's adopted GSP, includes continued Basin monitoring, required annual reporting, and execution of various defined Projects and Management Actions. These Projects and Management Actions are planned over the first five years of GSP implementation and will be pursued as authorized by the Board and subject to available funding. The FY 2026 budget focuses on continued data acquisition, monitoring and reporting and does not include capital expenditure outlays.

The spending plan projects expenses to exceed revenue by (\$181K). This is attributable to the implementation of various projects and management actions necessary to advance the Agency's understanding of the Basin and to assist in its future monitoring and management. The Agency is projected to have sufficient reserve funds, above the \$500K minimum reserve target, to fully cover the deficit. With the transfer of reserve funds into the operating account to cover the deficit, the FY 2026 budget is balanced.

Additionally, the spending plan projects approximately \$287K in the Operating Reserve in excess of the \$500K minimum reserve target at the end of FY 2026. These funds are surplus from prior fiscal years.

REVENUE

Planned revenue for FY 2026 includes Parcel Fees, MWD Fee, and interest revenue as shown in Table 4.

Table 4: Revenues

Groundwater Sustainability Agency ADOPTED BUDGET For Fiscal Year Ending June 30, 2026	FY 2025	FY 2025	FY 2026	% OF	
	ADOPTED	YEAR END	ADOPTED	FAVORABLE	DRAFT VS
	BUDGET	FORECAST	BUDGET	(UNFAVORABLE)	FORECAST
REVENUE					
Groundwater Sustainability Fee	649,958	649,958	649,958	0	0%
MWD Fee Payment	139,501	139,504	136,916	(2,588)	-2%
Grant Funding	-	-	43,450	43,450	0%
Interest Revenue	22,500	22,500	24,000	1,500	6%
Other Income	-	72	-	(72)	n/a
Total Revenue	811,959	812,034	854,324	42,290	5%

GROUNDWATER SUSTAINABILITY FEE

The “Groundwater Sustainability Fee”, also referred to as “Parcel Fee”, is assessed annually by the Santa Barbara County Assessor’s office Department of Audit on each parcel overlying the Basin. The schedule of Fees is submitted for collection to the County of Santa Barbara annually in July, with the Agency receiving revenues twice per year, a portion in December and the remainder the following April. The Fee is not collected from parcels owned by government and public agencies and is based on acreage. Pursuant to Agency Resolution No. 19, the Groundwater Sustainability Fee for FY 2026 is \$120/acre, as shown in Table 2. The planned total Fee revenue for FY 2026 is \$650K.

MWD FEE PAYMENT

As the sole municipal water purveyor overlying the Basin and with customers directly benefiting from groundwater use, MWD is responsible for a portion of the Agency’s costs. This share is based on MWD’s estimated groundwater extractions compared to estimated total Basin extractions. MWD share was determined in the 2020 Fee Study to be 17.4% of all future costs, net of grants. The FY 2026 budgeted revenue for the MWD Fee Payment is \$137K.

GRANT FUNDING

In March 2025, the Agency was awarded grant funds totaling \$87,275 to upgrade one of its streamflow gaging stations. The funds awarded are for the purchase, installation, calibration, and the first year of operations and maintenance of the radar unit.

In April 2025, the Agency adopted Resolution No. 16 authorizing the funding request, acceptance and execution for the Stream Gage Upgrade Project. Of the \$87,275 grant award, \$43,825 is planned for capital expenditures for the installation of the monitoring unit. The remaining \$43,450 is anticipated in operating expenses covering the first year of operations and maintenance of the radar unit. The Agency anticipates full reimbursement of these expenses in FY 2026.

INTEREST REVENUE

Interest Revenue is estimated at \$24,000 for FY 2026 based on an assumed invested fund balance of \$600,000 and interest rate of 4.0%.

EXPENSES

Planned expenses for FY 2026 are consistent with historical activity.

OPERATING EXPENSES

Planned operating expenditures are separated into two categories consisting of operating and non-operating expenses. Operating expenses are costs that the Agency incurs to perform its primary activities to manage the Basin. Non-operating expenses are costs that are not directly required for those activities.

Pursuant to Resolution No. 12, the Agency shares resources with MWD including staffing. Based on historical activity, staffing expenses such as salaries and benefits are allocated between the Agency and MWD on a percentage basis. The percentage of staff allocated to the Agency is then distributed among Agency departments based on duties performed. The Agency's allocation of staffing is shown in Table 5.

Table 5: Staffing Allocation

Employee Type	% Time Allocation to Agency
General Manager	20%
Assistant General Manager	10%
Business Manager	10%
Groundwater Specialist	100%
Public Information Officer	15%
Administrative Assistant	5%
Intern	100%

Operating expenses are categorized by department and are described in Table 6.

Table 6: Operating Expenses

Groundwater Sustainability Agency ADOPTED BUDGET For Fiscal Year Ending June 30, 2026	FY 2025	FY 2025	FY 2026	% OF	
	ADOPTED	YEAR END	ADOPTED	FAVORABLE	DRAFT VS
	BUDGET	FORECAST	BUDGET	(UNFAVORABLE)	FORECAST
OPERATING EXPENSES					
ADMINISTRATION	(272,093)	(250,193)	(292,374)	(42,182)	14%
ENGINEERING	(653,224)	(592,380)	(643,455)	(51,075)	8%
PUBLIC INFORMATION	(32,689)	(36,424)	(57,782)	(21,358)	37%
LEGAL	(40,000)	(34,006)	(32,500)	1,506	-5%
Total Operating Expenses	(998,006)	(913,003)	(1,026,111)	(113,109)	11%

ADMINISTRATION

\$292K is budgeted for Administration department expenses, which includes all administrative duties including management and finance. The department includes costs associated with office space, utilities, equipment, fuel, subscriptions, and insurance. The FY 2026 planned budget for Administration expenses is 14% over FY 2025 forecast, which is primarily attributable to an increase in general liability insurance and personnel costs, and a decrease in planned outside services.

ENGINEERING

\$643K is budgeted for Engineering department expenses and includes all engineering-related duties such as data acquisition, Basin monitoring, and annual reporting. The FY 2026 planned budget for Engineering expenses is 8% above FY 2025 forecast and is further detailed in Table 7.

Table 7: Engineering Expenses

Groundwater Sustainability Agency					
PROJECT COSTS					
For Fiscal Year Ending June 30, 2026					
	FY 2025 BUDGET	FY 2025 FORECAST	FY 2026 BUDGET	FAVORABLE (UNFAVORABLE)	% OF FY 2026 VS FORECAST
G02 Reporting (Outside Services)	57,000	52,320	50,000	2,320	5%
G03 RMP Monitoring	137,132	124,364	125,153	(789)	-1%
G06 Stream Monitoring - Includes Grant Expenses	125,000	110,752	101,450	9,302	9%
G03/G06 Monitoring	262,132	235,116	226,603	8,512	4%
Total Reporting & Monitoring	319,132	287,435	276,603	10,832	4%
Projects & Management Actions					
G04 Basin Numerical Model	140,000	120,000	20,000	100,000	500%
G05 Voluntary Private Well Metering	15,000	1,750	5,410	(3,661)	-68%
G10 Upgrade RMP Well Network	-	-	26,231	(26,231)	0%
G11 Well Registry	42,340	39,718	26,154	13,564	52%
G12 Recharge Rebates	15,000	10,146	16,128	(5,982)	-37%
G13 Evaluate Groundwater/Surface Water Interactions	15,000	15,000	-	15,000	n/a
G15 SW Storage Unit 3 WQ Analysis	-	-	104,032	(104,032)	0%
Total Projects & Management Actions	227,340	186,614	197,954	(11,340)	-6%
Total Project Costs	546,472	474,050	474,558	(508)	0%
G14 General Engineering	106,752	118,330	168,897	(50,567)	-30%
Total Engineering Expenses	653,224	592,380	643,455	(51,075)	-8%

Annual Reporting

\$50K is budgeted for the development of the Agency's third GSP annual report, which is required by DWR. This report will incorporate data collected on basin conditions for Water Year (WY) 2025 (October 1, 2024 – September 30, 2025) and is due on or before April 1, 2026. The Agency will coordinate with a consultant to prepare the annual report.

Monitoring

\$125K is budgeted for the continued monitoring of Basin conditions at Representative Monitoring Points (RMP). Monitoring includes collecting data using the Agency's defined monitoring well networks, individual wells referred to as Representative Monitoring Points (RMP). Groundwater levels and water quality, including for potential seawater intrusion will be monitored at various RMPs.

\$101K is budgeted for Streamflow monitoring. Streamflow is a significant contributor to Basin recharge and is an important component of the Basin water budget. Streamflow over the Basin is intermittent, and flows are highly variable, which presents challenges for estimating recharge. In FY 2026, Streamflow monitoring will continue on two creeks that traverse the Basin at four locations. This is a reduction from 12 locations monitored on four creeks since streamflow monitoring began in 2021 and includes the use of installed equipment and monthly manual measurements. Stream flow monitoring will be performed by a consultant. This budgeted amount assumes WY 2026 will present average rainfall conditions. Should hydrologic conditions differ, the required monitoring and associated budget may require modification.

In April 2025, the Agency adopted Resolution No. 16 authorizing the funding request, acceptance and execution for the Streamflow Gage Upgrade Project. Of the \$87,275 accepted grant award, \$43,450 is anticipated in operating expenses covering the first year of operations and maintenance of the radar unit. Following the first year of operations, annual operations and maintenance is projected to be reduced from economies of scale with the integration of the station into the entire stream monitoring network. The Agency anticipates full reimbursement of these expenses in FY 2026.

Project: Basin Numerical Model

\$20K is of FY 2025 budgeted expenses relating to updating the Basin Numerical Model are planned to carry over into FY 2026. No additional updates to the Agency's Basin Numerical Model are planned for FY 2026. Minor updates to the Model will be made, if needed, as part of the preparation of the GSP annual Report.

Project: Voluntary Private Well Metering

\$5K is budgeted to cover the cost of installing meter equipment and associated appurtenances on an estimated two private wells. A reasonable understanding of Basin extractions is important for sustainable management. The purpose of this stakeholder incentive program, which was originally implemented in 2021, is to encourage private well owners to volunteer to participate in the Agency's groundwater monitoring program to meter private groundwater extractions. The Agency is proposing to cover all expenses associated with the installation of a flow meter on a

private well(s) for purposes of monitoring groundwater extractions, level and/or quality to enhance the understanding of Basin conditions.

Project: Upgrade RMP Well Network

\$26K is budgeted for upgrading the RMP well network. This project involves equipping several wells in the Agency's RMP network with features such as high frequency monitoring equipment, sample ports, and sounding tubes. These upgrades will help improve the efficiency and accuracy of the Agency's monitoring activities.

Project: Well Registry

\$26K is budgeted for administration and continued implementation of the Well Registry. In April 2024, the Agency instituted a well registration program (Registry). The Registry allows the Agency to collect well information from all groundwater wells in the Basin, pursuant to Ordinance No. 1. Data to be collected for the Registry includes current owner and operator contact information and well status and, if known, well construction information, and extraction estimates. This additional information will help refine model estimates, improve the understanding of groundwater conditions, and inform Basin management.

Project: Recharge Rebates

\$16K is budgeted for administration of recharge rebates. In April 2024, the Agency adopted a Rebate Program to provide funding for small scale projects on private property that encourage infiltration of localized runoff into the Basin such as rain gardens and the conversion of impermeable surfaces to permeable surfaces. The budget includes \$4k for the administration of the program by Agency staff and \$12K in rebates.

Project: Evaluate Groundwater/Surface Water Interactions

The GSP for the Basin contains defined Sustainable Management Criteria (SMC) for the Sustainable Indicators (SI) defined by DWR. The SI for the Interaction between Surface Water and Groundwater does not yet have defined SMCs due to a lack of available data as documented in the GSP. The GSP includes a Baseline Project to acquire the necessary data to better understand the Interaction between Surface Water and Groundwater in the Basin and if needed, define the SMCs for this SI in the five-year update of the GSP. In FY 2024, the Agency began development of a plan to aid in the characterization of surface water-groundwater interactions in the Basin (ISW Plan). This work is projected to be completed in late FY 2025. Expenses relating to defining SMCs for this SI are not included in this Budget but may be added later in FY 2026, subject to the implementation of the ISW Plan and Board direction.

Project: SW Storage Unit 3 WQ Analysis

\$104K is budgeted for the collection and analysis of data in the southwestern region of Storage Unit 3 of the Basin to evaluate water quality, specifically elevated levels of constituents in this region. In 2021, the Agency established a Seawater Intrusion (SWI) Monitoring Network using five private and MWD wells along the coastline of the Basin. This network has been expanded since then to include seven wells. Historical water quality data suggests that the southwestern region of Storage Unit 3 has elevated constituent levels as compared to other areas of the Basin. This was noted in the GSP as an area where further data collection and analysis is needed.

Over the past several years, focus has been on acquiring access to additional wells in this area and obtaining water samples and performing water quality testing. This project will continue the collection of data in the region as well as employ expert consultants to analyze the data to evaluate the source of the elevated constituent levels in the area. Subsequently, the Board will decide if further actions are necessary.

PUBLIC INFORMATION

\$58K is budgeted for the Public Information department which includes ongoing public outreach for SGMA and GSP implementation, and to encourage stakeholder involvement.

LEGAL

\$33K is budgeted for general and special legal services.

Depreciation

\$31K in Depreciation projected during FY 2026 on two monitoring wells completed during FY 2024. One well is located on the Santa Barbara County property and the other on Montecito Sanitary District property.

Non-Operating Expenses

Planned non-operating expenditures are shown in Table 8.

Table 8: Non-Operating Expenses

Groundwater Sustainability Agency ADOPTED BUDGET For Fiscal Year Ending June 30, 2026	FY 2025	FY 2025	FY 2026	% OF	
	ADOPTED	YEAR END	ADOPTED	FAVORABLE	DRAFT VS
	BUDGET	FORECAST	BUDGET	(UNFAVORABLE)	FORECAST
Non-operating expenses:					
Director Compensation	(9,990)	(6,368)	(6,660)	(292)	4%
Travel Expenses	(2,000)	(2,275)	(2,000)	275	-14%
Professional Training	(500)	(910)	(500)	410	-82%
Reimbursement of MWD's past GSA Expenses	-	-	-	-	0%
Total Non Operating Expenses	(12,490)	(9,553)	(9,160)	393	-4%

\$9K of non-operating expenses include Agency Director compensation, travel expenses, and training. Board member compensation was calculated assuming four full board meetings and eight committee meetings per year.

Budget Assumptions

1. Zero-Based Budgeting

Methodology in which all expenses are justified for each new period.

2. Projects and Management Actions

The FY 2026 Budget incorporates Projects and Management Actions as defined in Chapter 4 of the GSP. No capital projects are budgeted.

3. Cost of Living Adjustment (COLA)

Determined using the Social Security Method, based on the U.S. Bureau of Labor Statistics Consumer Price Index for All Urban Consumers (CPI-U), Los Angeles-Long Beach-Anaheim, CA report for the 12-month period ending on March 31. COLA for FY 2026 is 3.01%. This COLA applies to all positions and excludes the General Manager.

CAPITAL CONTRIBUTIONS

In April 2025, the Agency adopted Resolution No. 16 authorizing the funding request, acceptance and execution for the Streamflow Gage Upgrade Project. Of the \$87,275 grant award, \$43,825 is planned for capital expenditures for the installation of the radar unit. The Agency anticipates full reimbursement of these expenses totaling \$43,825 in FY 2026.

CAPITAL EXPENDITURES

In April 2025, the Agency adopted Resolution No. 16 authorizing the funding request, acceptance and execution for the Stream Gage Upgrade Project. Of the \$87,275 grant award, \$43,825 is planned for capital expenditures for the installation of the monitoring unit. This amount includes the planning, purchasing, and installation of one radar unit. This unit is meant to upgrade an existing streamflow monitoring location from manual methods to a higher frequency, automated system.

RESERVES

The Agency has an established Reserve Fund to aid with cash flow and unforeseen expenditures pursuant to Water Code Sections 10730(a) and 10730.2(a)(1) which explicitly authorizes a prudent cash reserve. The reserve target is influenced by several factors including the timing of expenses and infrequency in revenue disbursements throughout the fiscal year. The Agency's minimum Reserve Fund target balance, as adopted in Resolution No. 18, is \$500K, which represents approximately 270 days of normal operations expenses of the Agency.

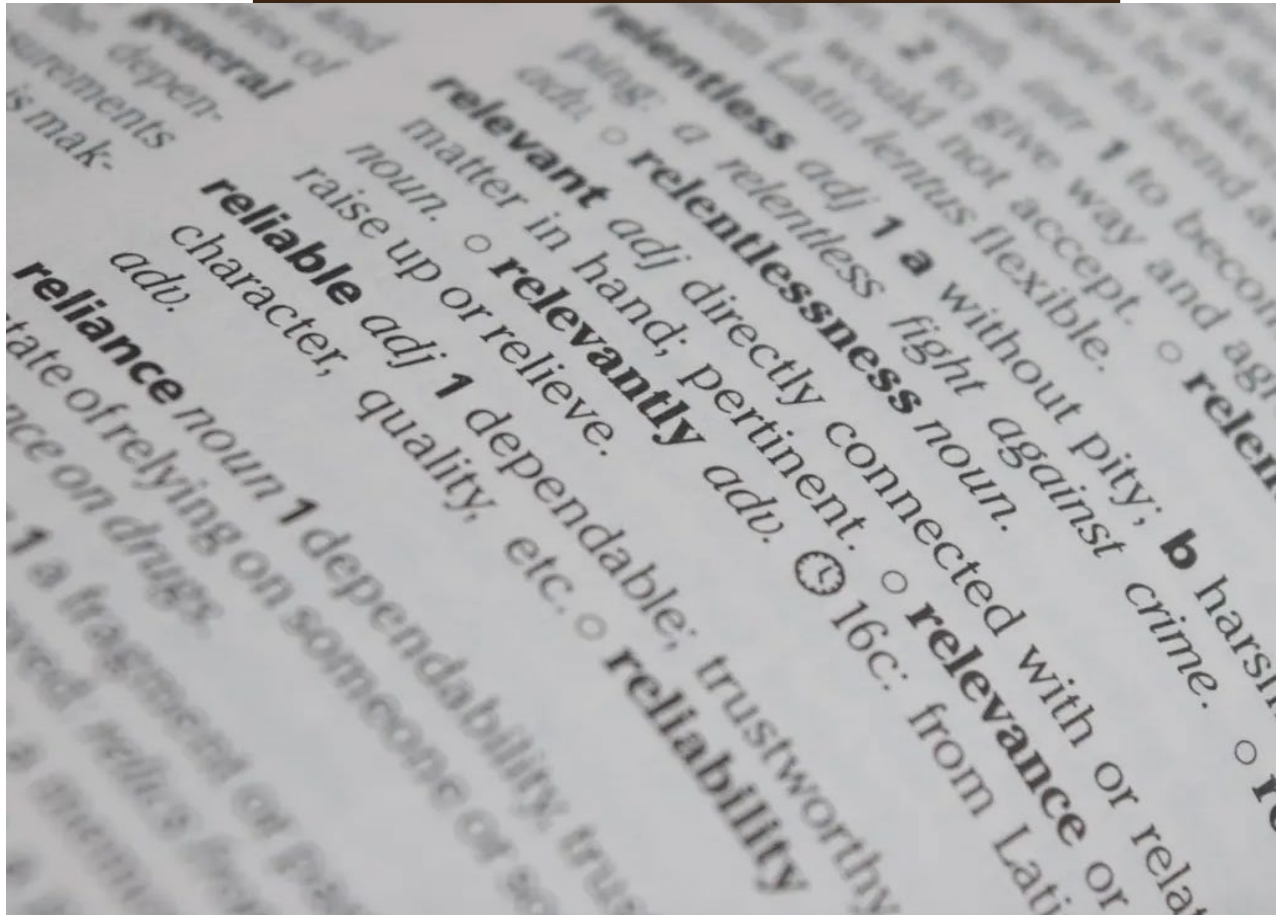
SURPLUS/DEFICIT

A (\$181K) Deficit is attributable to the implementation of various projects and management actions necessary to advance the Agency's understanding of the Basin and to assist in its future monitoring and management. The Agency is projecting sufficient reserve funds, in excess of the \$500,000 minimum reserve target balance, to absorb the projected deficit.

Table 9: FY 2026 Budget Summary Table

Groundwater Sustainability Agency ADOPTED BUDGET For Fiscal Year Ending June 30, 2026		FY 2025 ADOPTED BUDGET	FY 2025 YEAR END FORECAST	FY 2026 ADOPTED BUDGET	FAVORABLE (UNFAVORABLE)	% OF DRAFT VS FORECAST
Total Revenue		811,959	812,034	854,324	42,290	5%
OPERATING EXPENSES						
Total Operating Expenses		(998,006)	(913,003)	(1,026,111)	(113,109)	11%
Operating Income before depreciation		(186,047)	(100,969)	(171,787)	(70,819)	41%
Depreciation		(30,000)	(27,961)	(30,692)	(2,731)	
Operating Surplus/(Deficit)		(216,047)	(128,930)	(202,479)	(73,549)	36%
Total Non Operating Expenses		(12,490)	(9,553)	(9,160)	393	-4%
NET POSITION						
Change in net position before capital contributions		(228,537)	(138,483)	(211,639)	(73,156)	35%
Capital Grants & Other Reimbursements		-	-	43,825	43,825	0%
Total Capital Contributions		-	-	43,825	43,825	0%
Change in net position		(228,537)	(138,483)	(167,814)	(29,331)	17%
Total Revenues		811,959	812,034	898,149	86,115	10%
Total Expenditures		(1,040,496)	(950,517)	(1,065,963)	(115,446)	11%
Surplus / (Deficit) before Debt and Capital		(228,537)	(138,483)	(167,814)	(29,331)	17%
Net Position-Beginning		1,949,812	1,949,812	1,811,328	(138,483)	-8%
Net Position-End		1,721,275	1,811,328	1,643,514	(167,814)	-10%
Net Capital & equipment expenditures		-	-	(43,825)	(43,825)	0%
Total Outflows: Operating Expenses & Capital Expenditures		(1,040,496)	(950,517)	(1,109,788)	(159,271)	14%
Remove Non-cash activity						
Depreciation Expense		30,000	27,961	30,692	2,731	9%
Total Non-cash activity		30,000	27,961	30,692	2,731	9%
Total Outflows less Non-Cash activity		(1,010,496)	(922,556)	(1,079,096)	(156,540)	15%
Total Revenues		811,959	812,034	898,149	86,115	10%
Cash Impact before Net Transfers		(198,537)	(110,522)	(180,947)	(70,425)	39%
Reserve -From Reserve/(To Reserve)		198,537	110,522	180,947	70,425	39%
Net Fund Impact		0	0	0	0	

GLOSSARY



TERMINOLOGY & DEFINITIONS

ACRE-FOOT (AF): A unit of measure equivalent to one acre covered by one foot of water (equal to 325,851 gallons or 435.6 hundred cubic feet of water).

ACCOUNT: A financial tool for tracking revenues, expenditures, and other financial transactions.

ACCRUAL BASIS: The method of accounting that recognizes income when earned and expenses when incurred regardless of when cash is received or disbursed.

APPROPRIATION: A sum of money or total of assets devoted to a special purpose.

BALANCED BUDGET: A budget in which the expenditures incurred during a given period are matched by revenues.

BASIN: Montecito Groundwater Basin

BUDGET: A financial plan that identifies anticipated revenues, projected expenses, and establishes the amount of funding allocated for each.

DEFICIT: The excess of expenditures over revenues during an accounting period.

GOVERNMENTAL FUND: Primarily supported through fees and assessments.

EXPENDITURE: Decrease in net financial resources. Represents the actual payment for goods and services or the accrual thereof.

FISCAL YEAR: A twelve-month time period signifying the beginning and ending period for recording financial transactions. The Agency's Fiscal Year begins July 1 and ends June 30 of the subsequent year.

FUND: An accounting entity with a set of self-balancing accounts for recording the financial transactions of specific activities for a governmental organization.

FUND BALANCE: Fund balances are classified as non-spendable, restricted, committed, assigned and unassigned. Restricted fund balances have external restrictions. Committed and assigned funds are Board directed purpose constraints with committed funds having a constraint imposed by formal action of the Board. Unassigned funds are unrestricted and available for ordinary expenditures.

OPERATING EXPENDITURES: Costs relating to labor, materials, repairs, equipment, and other costs required for daily operation of a department or fund.

PROGRAM: An activity or group of similar activities organized as a subunit of a department for planning and performance measurement purposes.

REVENUE: Income received through such sources as taxes, fines, fees, grants, or service charges which can be used to finance operations or capital assets.

SURPLUS: The excess of revenues over expenditures during an accounting period.

ACRONYMS AND ABBREVIATIONS

AF	Acre Feet
AFY	Acre Feet per Year
Agency	Montecito Groundwater Basin Groundwater Sustainability Agency
Basin	Montecito Groundwater Basin (DWR Basin Number 3049)
Board	Board of Directors
COLA	Cost of Living Adjustment
CY	Calendar Year
DWR	California Department of Water Resources
FY	Fiscal Year
GASB	Governmental Accounting Standards Board
GAAP	Generally Accepted Accounting Practices
GFOA	Government Finance Officers Association
GSP	Groundwater Sustainability Plan
GSA	Groundwater Sustainability Agency
ISW	Interconnected Surface Water
MWD	Montecito Water District
P&MA	Baseline Projects and Management Actions
RMP	Representative Monitoring Point
SGM	Sustainable Groundwater Management
SGMA	Sustainable Groundwater Management Act
SMC	Sustainable Management Criteria
SI	Sustainability Indicator
WY	Water Year